



Introductory sub-table (I)(a)

Name of the Company		: ASEEM GLOBAL LIMITED	
Scrip Code, Name of the scrip, class of security		: Equity Shares ; Scrip Code: 534564	
Quarter ended		: 31.12.2014	
Partly paid-up shares:-		No. of partly paid-up shares	As a % of total no. of partly paid-up shares
As a % of total no. of shares of the company			
Held by promoter/promoter group	NA	NA	NA
Held by public	NA	NA	NA
Total - D	NA	NA	NA
Outstanding convertible securities:-		No. of outstanding securities	As a % of total no. of outstanding convertible securities
As a % of total no. of shares of the company, assuming full conversion of the convertible securities			
Held by promoter/promoter group	NA	NA	NA
Held by public	NA	NA	NA
Total - E	NA	NA	NA
Warrants:-		No. of warrants	As a % of total no. of warrants
As a % of total no. of shares of the company, assuming full conversion of warrants			
Held by promoter/promoter group	NA	NA	NA
Held by public	NA	NA	NA
Total - F	NA	NA	NA
Total paid-up capital of the company, assuming full conversion of warrants and convertible securities		10580398 Equity Shares	



Statement Showing Shareholding Pattern as on 31.12.2014


Category code	Category of Shareholder	Number of Shareholders	Total number of shares	Number of shares held in dematerialized form	Table 1)(a)		Shares Pledged or otherwise encumbered	
					Total shareholding as a percentage of total number of shares		Number of shares	As a percentage
					As a percentage of(A+B) ¹	As a percentage of (A+B+C)		
(I)	(II)	(III)	(IV)	(V)	(VI)	(VII)	(VIII)	(IX)= (VIII)/(IV)*100
(A)	Shareholding of Promoter and Promoter Group²							
1	Indian							
(a)	Individuals/ Hindu Undivided Family	2	5556926	5556926	52.52	52.52		0.00
(b)	Central Government/ State Government(s)	0	0	0	0.00	0.00		0.00
(c)	Bodies Corporate	0	0	0	0.00	0.00		0.00
(d)	Financial Institutions/ Banks	0	0	0	0.00	0.00		0.00
(e)	Any Others(Specify)	0	0	0	0.00	0.00		0.00
	Sub Total(A)(1)	2	5556926	5556926	52.52	52.52	0	0.00
2	Foreign							
a	Individuals (Non-Residents Individuals/ Foreign Individuals)	0	0	0	0.00	0.00		0.00
b	Bodies Corporate	0	0	0	0.00	0.00		0.00
c	Institutions	0	0	0	0.00	0.00		0.00
d	Any Others(Specify)	0	0	0	0.00	0.00		0.00
	Sub Total(A)(2)	0	0	0	0.00	0.00	0	0.00
	Total Shareholding of Promoter and Promoter Group (A)= (A)(1)+(A)(2)	2	5556926	5556926	52.52	52.52	0	0.00
(B)	Public shareholding							
1	Institutions							
(a)	Mutual Funds/ UTI	0	0	0	0.00	0.00		
(b)	Financial Institutions/ Banks	0	0	0	0.00	0.00		
(c)	Central Government/ State Government(s)	0	0	0	0.00	0.00		
(d)	Venture Capital Funds	0	0	0	0.00	0.00		
(e)	Insurance Companies	0	0	0	0.00	0.00		
(f)	Foreign Institutional Investors	0	0	0	0.00	0.00		
(g)	Foreign Venture Capital Investors	0	0	0	0.00	0.00		
(h)	Any Other (specify)	0	0	0	0.00	0.00		
	Sub-Total (B)(1)	0	0	0	0.00	0.00		
B 2	Non-institutions							
(a)	Bodies Corporate	83	414106	412282	3.91	3.91		
(b)	Individuals							
I	i. Individual shareholders holding nominal share capital up to Rs 1 lakh	1182	924187	835016	8.74	8.74		
II	ii. Individual shareholders holding nominal share capital in excess of Rs. 1 lakh.	51	2845331	2832326	26.89	26.89		
(c)	Any Other (specify)							
(c-i)	NRI	11	557988	557988	5.27	5.27		
(c-ii)	Clearing House/Members	5	11683	11683	0.12	0.12		
(c-iii)	Hindu Undivided Family	29	270167	270167	2.55	2.55		
(c-iv)	Public Trusts	2	10	10	0.00	0.00		
	Sub-Total (B)(2)	1363	5023472	4919472	47.48	47.48		
(B)	Total Public Shareholding (B)= (B)(1)+(B)(2)	1363	5023472	4919472	47.48	47.48		
	TOTAL (A)+(B)	1365	10580398	10476398	100.00	100.00		
(C)	Shares held by Custodians and against which Depository Receipts have been issued							
1	Promoter and Promoter Group	0	0	0	0	0.00	0.00	0.00
2	Public	0	0	0	0	0.00	0.00	0.00
	Sub-Total (C)	0	0	0	0	0	0	0
	GRAND TOTAL (A)+(B)+(C)	1365	10580398	10476398	100.00	100.00	0	0.00



(I)(b) Statement showing holding of securities (including shares, warrants, convertible securities) of persons belonging to the category "Promoter and Promoter Group"

Sr.	Name of the	Details of Shares held		Encumbered shares (*)			Details of warrants		Details of convertible securities		Total shares (including underlying shares assuming full conversion of warrants and convertible securities) as a % of diluted share capital
		Number of shares held	As a % of grand total (A)+(B)+(C)	No.	As a percentage	As a % of grand total (A)+(B)+(C) of sub-clause (I)(a)	Number of warrants held	As a % total number of warrants of the same class	Number of convertible securities held	As a % total number of convertible securities of the same class	
No.	shareholder	(iii)	(iv)	(v)	(vi)=(v)/(iii)*100	(vii)	(viii)	(ix)	(x)	(xi)	(xii)
1	Tanuj Rastogi	2260771	21.36	0	0.00	0.00	0	0	0	0	0
2	Ira Rastogi	3296155	31.16	0	0.00	0.00	0	0	0	0	0
TOTAL		5556926	52.52	0	0.00	0.00	0	0	0	0	0

(*) The term "encumbrance" has the same meaning as assigned to it in regulation 28(3) of the SAST Regulations, 2011




(I)(c)(i) Statement showing holding of securities (including shares, warrants, convertible securities) of persons belonging to the category "Public" and holding more than 1% of the total number of shares

Sr. No.	Name of the shareholder	Number of shares held	Shares as a percentage of total number of shares (i.e., Grand Total (A)+(B)+(C) indicated in Statement at para (I)(a) above)	Details of warrants		Details of convertible securities		Total shares (including underlying shares assuming full conversion of warrants and convertible securities) as a % of diluted share capital
				Number of warrants held	As a % total number of warrants of the same class	Number of convertible securities held	% w.r.t total number of convertible securities of the same class	
1	Shaileshkumar Kantilal Morakhia	476000	4.50	0	0	0	0	0
2	Arti Jain	451563	4.27	0	0	0	0	0
3	Dhaval Rohit Shah	319143	3.02	0	0	0	0	0
4	Sunil kantilal Shah	242572	2.29	0	0	0	0	0
5	Sunil K Shah	172184	1.63	0	0	0	0	0
6	Vipul Rajendrabhai Gandhi	150000	1.42	0	0	0	0	0
7	Rajendra Dhirajlal Gandhi (HUF)	150000	1.42	0	0	0	0	0
	TOTAL	1961462	18.55	0	0	0	0	0




(I)(c)(ii) Statement showing holding of securities (including shares, warrants, convertible securities) of persons (together with PAC) belonging to the category "Public" and holding more than 5% of the total number of shares of the company

Sr. No.	Name(s) of the shareholder(s) and the Persons Acting in Concert (PAC) with them	Number of shares	Shares as a percentage of total number of shares (i.e., Grand Total (A)+(B)+(C) indicated in Statement at para (I)(a) above)	Details of warrants		Details of convertible securities		Total shares (including underlying shares assuming full conversion of warrants and convertible securities) as a % of diluted share capital
				Number of warrants	As a % total number of warrants of the same class	Number of convertible securities held	% w.r.t total number of convertible securities of the same class	
TOTAL								



I (c) (iii) Statement showing details of locked-in shares

Sr. No.	Name of the shareholder	Number of locked-in shares	Locked-in shares as a percentage of total number of shares {i.e., Grand Total (A)+(B)+(C) indicated in Statement at para (I)(a) above}
1	Tanuj Rastogi	0	0.00
2	Ira Rastogi	0	0.00
3	Vasudha Metals & Industries Limited	0	0.00
	TOTAL	0	0.00



(II)(a) Statement showing details of Depository Receipts (DRs)

Sr. No.	Type of outstanding DR (ADRs, GDRs, SDRs, etc.)	Number of outstanding DRs	Number of shares underlying outstanding DRs	Shares underlying outstanding DRs as a percentage of total number of shares {i.e., Grand Total (A)+(B)+(C) indicated in Statement at para (I)(a) above}
				0.00
TOTAL		0	0	0.00



Sr.No	Notes
1	No shares have been held by custodians against which depository receipt have been issued.

